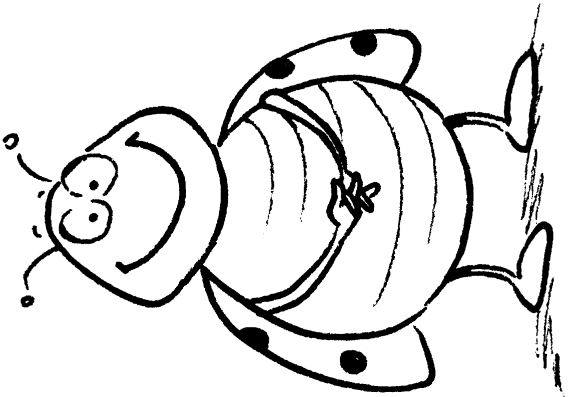






# A Bug



25 Read & Write Mini-Books That Teach Word Families © Scholastic Teaching Resources

4


A bug  
on a rug  
with a mug ...

\_ug      \_ug      \_ug      \_ug

8

5




mug

2


A bug  
on a rug ...

7



hug

3



ug

9

A bug  
on a rug  
with a mug  
gets a hug.

# Word Cards

bug

mug

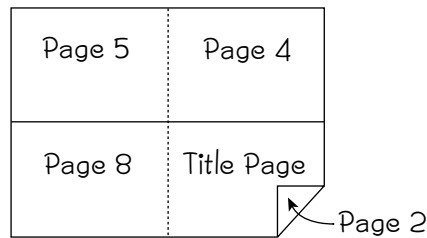
rug

hug

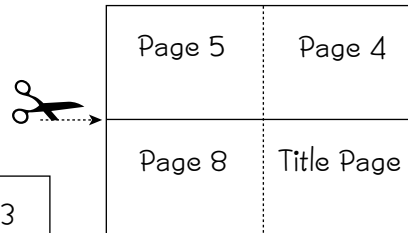
# Making the Mini-Book

Follow these steps to copy and put together the mini-book.


- ☀️ Print the mini-book pages.  
Make a double-sided copy on 8 1/2- by 11-inch paper.



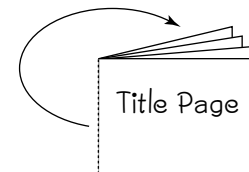
- ☀️ Cut the page in half along the solid line.



- ☀️ Place page 3 behind the title page.



- ☀️ Fold the pages in half along the dotted line. Check to be sure that the pages are in the proper order, and then staple them together along the book's spine.



**NOTE:** If you do not wish to make double-sided copies, you can print single-copies of each page, cut apart the mini-pages, and stack them together in order, with the title page on top. Staple the pages together along the left-hand side.

# Using the Mini-Book

This mini-book tells a humorous one-sentence story that incorporates four key words from the same word family, and includes illustrations to support young readers.

- ☀️ The title page introduces children to the first word from the word family—for example, *Jack*.



- ☀️ Pages 2 and 3 introduce the second key word in the sentence.

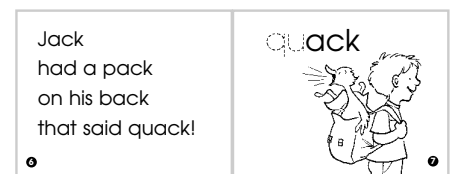


Readers see the word divided into the *onset* (*p*) and the word family or *rime* (*-ack*). Children can practice writing the word by tracing over the dotted lines of the onset letters.

- ☀️ Pages 4 and 5 add on to the story, introducing and reinforcing a third key word (*back*).



- ☀️ Pages 6 and 7 introduce and reinforce the fourth key word (*quack*), and the story is completed.



- ☀️ Children can revisit the four key words on the back cover of each book by filling in the missing letters in the onsets to reinforce spelling.

